



A heavy hitter in performance, our SuperPro Twill Shirt easily resists stains and wrinkles while releasing stains. Designed for comfort, this versatile shirt functions well in almost any work environment from the office to food service.

- 3.4-ounce, 55/45 cotton/poly
- Button-down collar
- Back yoke with side pleats
- Dyed-to-match buttons
- Left chest pocket
- Shirrtail hem

CARE INSTRUCTIONS

Machine wash warm with like colors. Non-chlorine bleach if needed. Tumble dry low. Remove promptly and hang. Warm iron if needed.

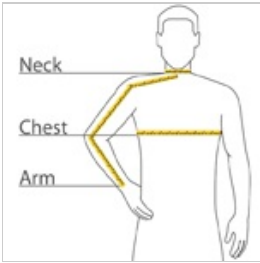


front



back

HOW TO MEASURE



CHEST

With arms down at sides, measure around the upper body, under arms and over the fullest part of the chest.

NECK

Measure around the base of the neck, inserting a finger or two between the tape and neck for comfort.









ARM

Place hand on hip. Start at the center of the back of the neck and measure across the shoulder, to the elbow, and then down to the wrist.

SIZE CHART

| | XS | S | M | L | XL | 2XL | 3XL | 4XL |
|-------|-------------|-------------|-------------|-------------|-------------|-------------|-------------|-------------|
| Chest | 32-34 | 35-37 | 38-40 | 41-43 | 44-46 | 47-49 | 50-53 | 54-57 |
| Neck | 14 1/2 - 15 | 15 - 15 1/2 | 15 1/2 - 16 | 16 - 16 1/2 | 16 1/2 - 17 | 17 - 17 1/2 | 17 1/2 - 18 | 18 - 18 1/2 |

COLOR INFORMATION

| | | | | | | | |
|--|---|---|---|---|---|---|---|
|  |  |  |  |  |  |  |  |
| Black PMS NTR BLACK | Monument Grey PMS 423 C | Rich Red PMS 207 C | Sterling Grey PMS 425 C | True Blue PMS 654 C | True Navy PMS 533 C | Ultramarine Blue PMS 7682 C | White PMS WHITE |